


NATIONAL VOLUNTEER WEEK

April 10 - 16, 2016

Volunteers are the roots of strong communities



Media Relations Tip Sheet

A successful media campaign includes:

1. Media Kit
2. News Release
3. Public Service Announcement (PSA), Community Event Notice and Advertising
4. Interview

Develop your key messages. They will be the foundation for your promotional material and interviews. Be sure to answer the 5 Ws: who, what, when, where and why.

Cultivate good relationships with local media. Create and maintain a current contact list of news media in your community.

1. MEDIA KIT

A media kit is a package that contains your promotional material. It can be distributed electronically or in hard copy before interviews.

Contents may include:

- News release (*more in Section 2*)
- Backgrounder
 - *Example: Brief history of NVW nationally and in your community.*
- Program of your activities or event
- List of partners/sponsors
- Brief biographies (if applicable)
- Organization fact sheet
 - *One page overview of your organization, what it does, who it serves, who your partners/sponsors are and the role of volunteers in your work*
- Contact information (media contact for your organization)



Tips:

- All materials should include your logo and contact information.
- Materials should be easy to read with lots of white space.
- Include a human-interest angle. Use quotes from volunteers or someone who has been affected by the work your volunteers do.

NATIONAL VOLUNTEER WEEK

April 10 - 16, 2016

Volunteers are the roots of strong communities



2. NEWS RELEASE

A news release tells the media about an upcoming event or raises awareness about your organization. Keep the release to one page. Send it out on your organization's letterhead with contact information.

Tips:

- Start the release with a dynamic and factual introduction.
- Include a boilerplate (brief paragraph about your organization) and your organization's media contact person after the content.
- End with -30- centered on the page.
- Send the release out 2-3 weeks in advance for a weekly newspaper and 1-2 weeks in advance for other media (dailies, radio, television).
- Follow up with the editor or reporter to confirm that they received the release and ask them for an interview.

3. PSAs, COMMUNITY EVENT NOTICES AND ADVERTISING

PSAs and ads are short announcements on television, radio, newspapers and magazines.

Tips:

- For print, be brief. List the event or activity and include contact information or a website where people can get more information.
- Radio announcements should be about 10 - 60 seconds. Use short, simple sentences.
- Community television stations generally require copy that fits 24 - 30 characters per line (including spaces) and 8 - 10 lines of copy, and no less than 3 weeks' notice. Call the station for their exact requirements and deadlines.
- Ask if your charitable status can get you a lower rate. Also, ask media sponsorship.

4. INTERVIEW

Though you should have one principal spokesperson, make sure to have an alternate should they be unavailable for an interview request.

For phone interviews, have notes in front of you that contain your key messages and other important things to mention such as sponsors. Newspapers may want an accompanying photograph. Make sure to get signed consent from the person appearing in the photograph.